

F

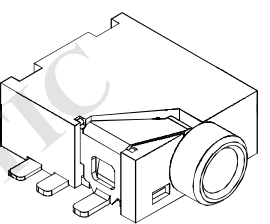
E

D

C

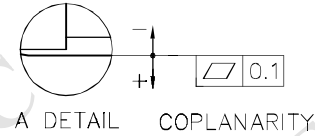
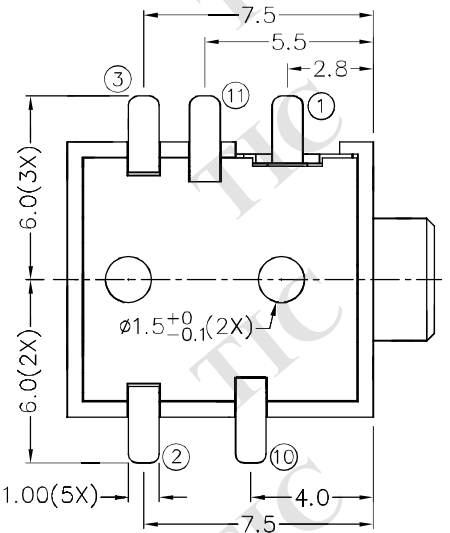
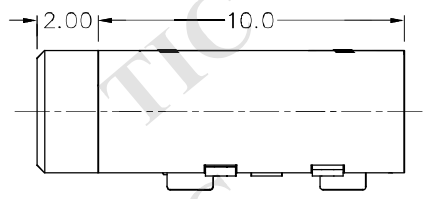
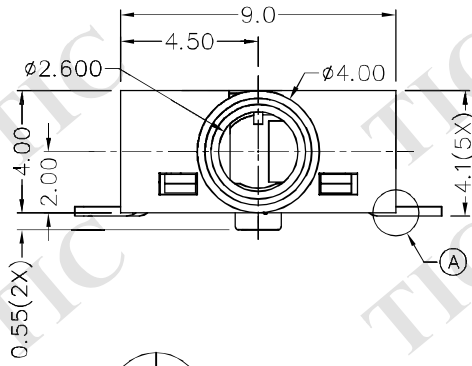
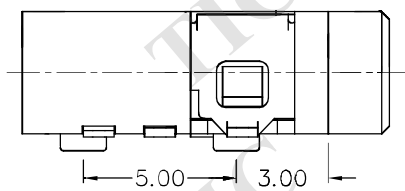
B

A

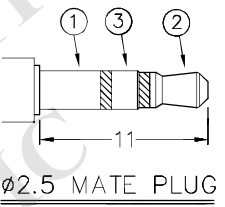
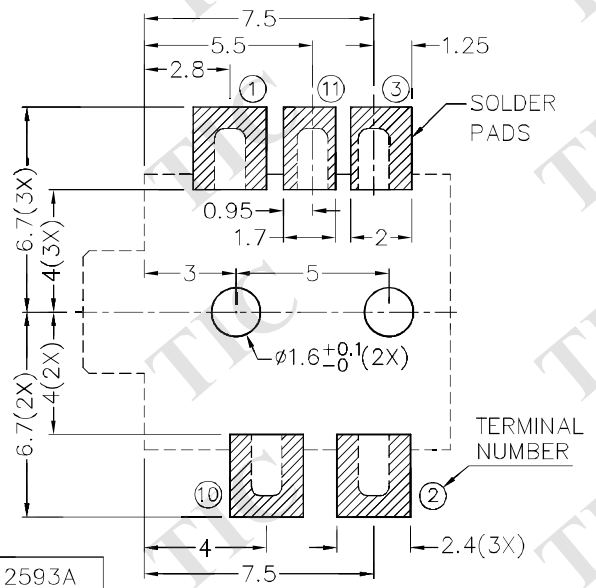


RoHS
Compliant

ZONE	SYMBOL	REVISION	APPROVAL	DATE



* MATERIAL
 TERMINAL 1 : COPPER ALLOY
 TERMINAL 2 : COPPER ALLOY
 TERMINAL 3 : COPPER ALLOY
 TERMINAL 10: BRASS
 TERMINAL 11 : BRASS
 HOUSING : HIGH TEMP. PLASTIC
 COVER : HIGH TEMP. PLASTIC



MODEL NO.	TG-2595	TG-2594A	TG-2594B	TG-2593	TG-2593A
SCHEMATIC					

RECOMMENDED PCB LAYOUT
 TOLERANCE: ±0.05
 (TOP VIEW)



TECHNIK INDUSTRIAL CO. LTD.

DESIGN	J.X.KUANG	DATE	25-1-2005	SCALE	4:1
DRAWING	T.Y.LI	DATE	27-2-2017	MATERIAL	*
CHECK	H.L.TAN	DATE	27-2-2017	DWG. NO.	TZ\TG259-A/1.0
APPROVAL		DATE		SHEET	

PART NAME	2.5mm SMD STEREO JACK	TOLERANCE UNLESS	0.0±0.2	UNIT:	
PART NO.	TG-259	OTHERWISE SPECIFIED:	0.00±0.1 0.000±0.05	mm	

F

E

D

C

B

A